



Collection of ceiling mounted luminaire for architectural lighting, available Round or Square. Shallow clearance and harmonious proportions these compact luminaires provide generous light output with exceptional optic performance. Excellent build quality in die-cast aluminum with superior thermal management that delivers high efficiency with long lasting performance (L90-132,000h). Precision multifaceted optics system with sharp and uniform distributions.

**Luminaire characteristic:**

**Power input:** 9.5W to 19.5W  
**Lumens:** 1 101lm to 2 143lm (for 3000K, 80CRI)  
**Luminaire efficacy:** Up to 114lm/W

**Source:** Bridgelux Vero LED module (LM-80 tested)  
2700K : 80CRI or 90CRI,  
3000K : 80CRI or 90CRI,  
3500K : 90CRI,  
4000K : 80CRI.

**Lumen maintenance:** 90% of initial lumens at 132 000 hours (L90).

**Optic:** Spot, narrow flood or flood optics.

**Material:** Body: Die-cast aluminum  
Reflector: Vacuum plated polycarbonate with semi frosted secondary optic  
Lens: Clear polycarbonate

**Mounting:** Install on a standard 4" Octagonal junction box.

**Electrical:** Integral high efficiency LED driver, rated at 50 000 hours. 120V/277V. To be installed inside junction box.

**Dimming:** Supplied with standard dimmable LED driver 0-10V, down to 15% or optical leading (triac) and trailing edge (ELV), 120V only.

**Finish:** White painted (RAL9003)

**Weight:** 2.2lb (1kg)

**Warranty:** 5 years limited warranty

**Rating:** IP20

**Certification:**  cULus listed for damp location

**ORDERING INFO**

- - - - - **- 01 -**  
FIXTURE



**MODEL**

- 0610** - Round       **0614** - Square

**OUTPUT**

- HE** - High efficiency       **BO** - Base output       **HO** - High output

**LED**

- 827** - 2700K, 80CRI       **830** - 3000K, 80CRI       **935** - 3500K, 90CRI  
 **927** - 2700K, 90CRI       **930** - 3000K, 90CRI       **840** - 4000K, 80CRI

**OPTIC**

- SP** - Spot 20°       **NF** - Narrow flood 28°       **FL** - Flood 37°

**VOLTAGE**

- 120** - 120V       **UNV** - 120-277V<sup>(1)</sup>

**FINISH**

- 01** - White

**DIMMING<sup>(2)</sup>**

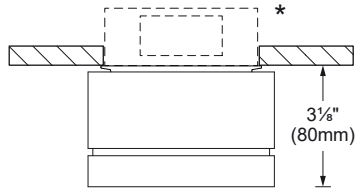
- D10** - 0-10V       **LTE** - Leading and trailing edge  
(120V only) (down to 15%)

<sup>(1)</sup> UNV only available with dimming 0-10V (D10)

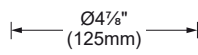
<sup>(2)</sup> 15% dimming options: For leading and trailing edge and 0-10V (D10 and LTE), the dimming levels will vary depending on the dimmer used and the number of luminaires on the line.

**DIMENSIONS**

**ROUND**

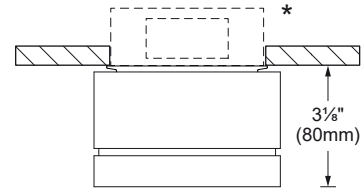


**SIDE VIEW**



**BOTTOM VIEW**

**SQUARE**



**SIDE VIEW**



**BOTTOM VIEW**

\* Included LED driver is located inside the junction box. Standard 4" junction box is required (**By others**).

**LED COLOR FIDELITY DATA**

CRI	CCT	R1	R2	R3	R4	R5	R6	R7	R8	R9	R10	R11	R12	R13	R14	R15	Rf	Rg	Melanopic ratio
80	2700K	81	93	94	79	82	92	81	58	9	84	78	76	84	97	74	85	94	0.49
	3000K	82	92	97	83	83	90	84	61	12	81	82	75	85	99	75	86	96	0.52
	4000K	80	88	93	81	80	83	87	66	10	71	79	56	82	96	74	83	95	0.67
90	2700K	91	94	93	90	89	91	93	82	60	83	89	74	91	95	88	89	101	0.44
	3000K	94	96	96	91	92	94	93	85	66	89	90	77	94	97	92	90	100	0.51
	3500K	95	98	96	92	93	94	94	88	74	91	91	74	96	97	94	90	99	0.65

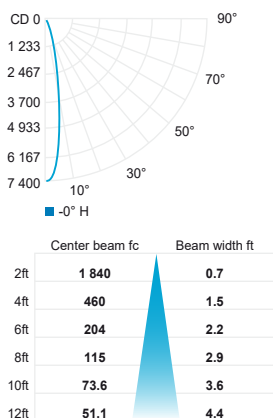
**PHOTOMETRIC DATA**

Photometric performance is measured at an accredited independent laboratory in accordance with IESNA LM-79. Visit [sistemalux.com](http://sistemalux.com) for complete photometric data.

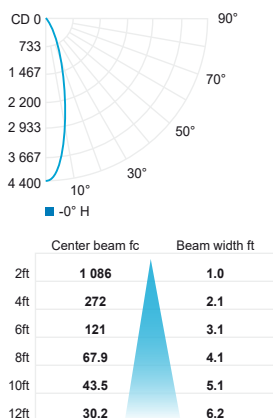
CCT (K)	CRI	OUTPUT	LOAD (W)	OPTIC	LUMENS (lm)	EFFICACY (lm/w)	MAX CANDELA (cd)	MODELS
3000K	80	HE	9.5W	Spot 21°	1 101	115	5 316	0610/0614-HE-830-SP
				Narrow flood 29°	1 075	113	3 142	0610/0614-HE-830-NF
				Flood 39°	1 071	112	2 117	0610/0614-HE-830-FL
		BO	13W	Spot 21°	1 524	117	7 360	0610/0614-BO-830-SP
				Narrow flood 29°	1 487	114	4 345	0610/0614-BO-830-NF
				Flood 39°	1 483	114	2 930	0610/0614-BO-830-FL
		HO	19.5W	Spot 21°	2 143	109	10 347	0610/0614-HO-830-SP
				Narrow flood 29°	2 090	107	6 108	0610/0614-HO-830-NF
				Flood 39°	2 084	106	4 120	0610/0614-HO-830-FL

\*USE MULTIPLIER TABLE FOR OTHER CCT AND CRI OUTPUT DATA

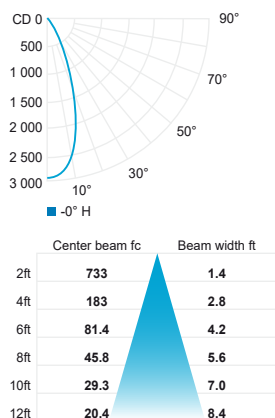
Spot BO 21° (3000K, 80CRI)



Narrow flood BO 29° (3000K, 80CRI)



Flood BO 39° (3000K, 80CRI)



CCT options	2700K	2700K	3000K	3000K	3500K	4000K
CRI options	80CRI	90CRI	80CRI	90CRI	90CRI	80CRI
<b>Multiplier</b>	<b>0.94</b>	<b>0.78</b>	<b>1</b>	<b>0.81</b>	<b>0.84</b>	<b>1.03</b>